

Designer Installation

2.06 Obtaining Designer Licenses

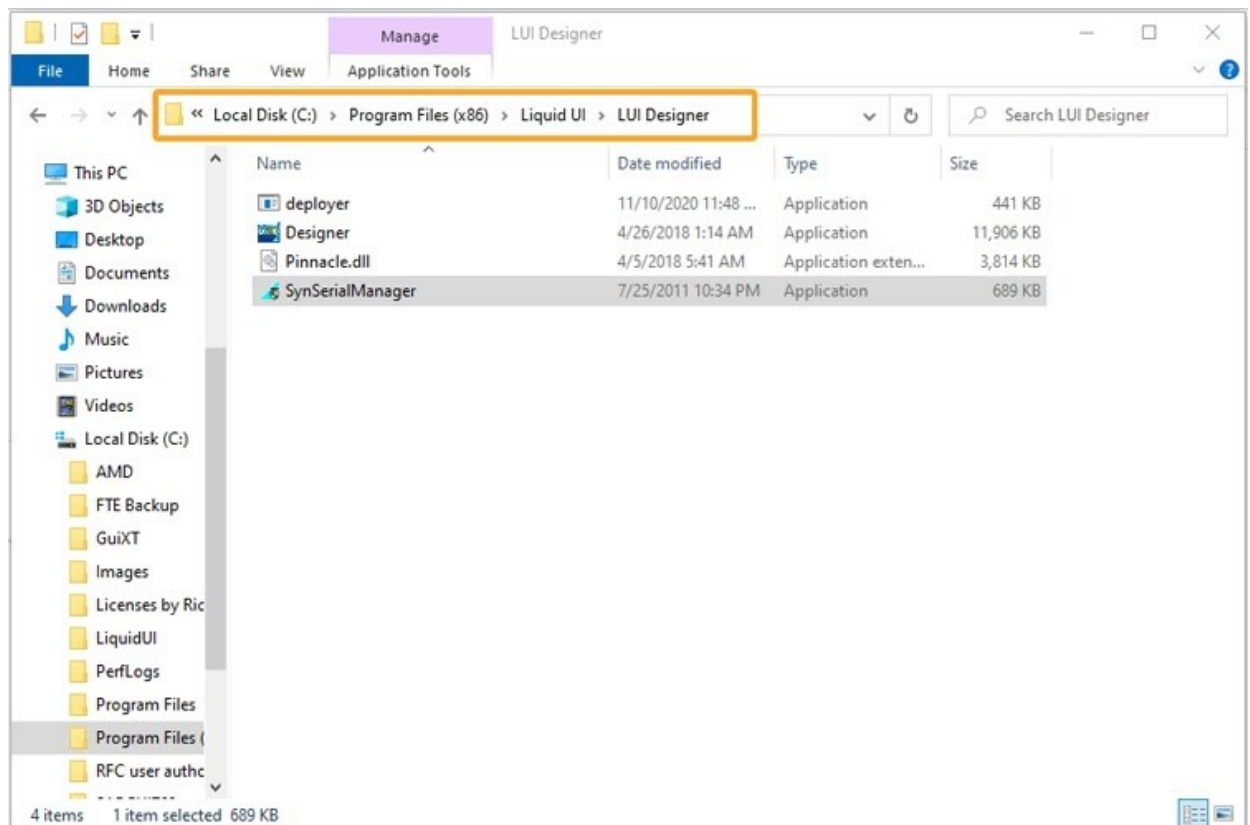
New customers will receive a valid license with the purchase of Liquid UI Designer, whereas the existing customers can obtain a new license in the following ways.

- Request license using the License Manager
- Request license by emailing Synactive at rfi@guixt.com

Obtaining Liquid UI Designer licenses using the License Manager

Now, let's look into the procedure to renew the soon to expire license using the License Manager:

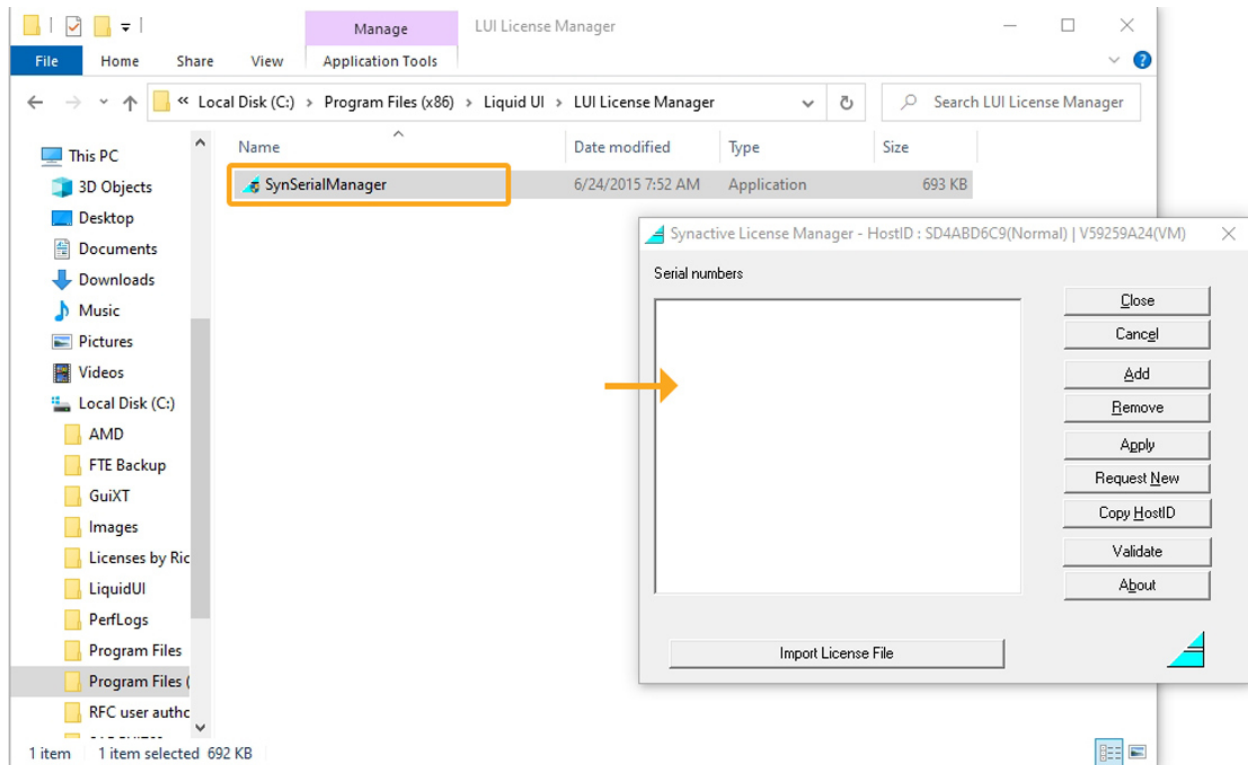
1. First, launch the License Manager tool (SynSerialManager.exe). Go to **C:\\Program Files (x86)\\Liquid UI\\LUI Designer\\SynSerialManager.exe** for 64-bit system or **C:\\Program Files\\Liquid UI\\LUI Designer\\SynSerialManager.exe** for the 32-bit system.



2. Now, double-click on the **License Manager tool (SynSerialManager.exe)**

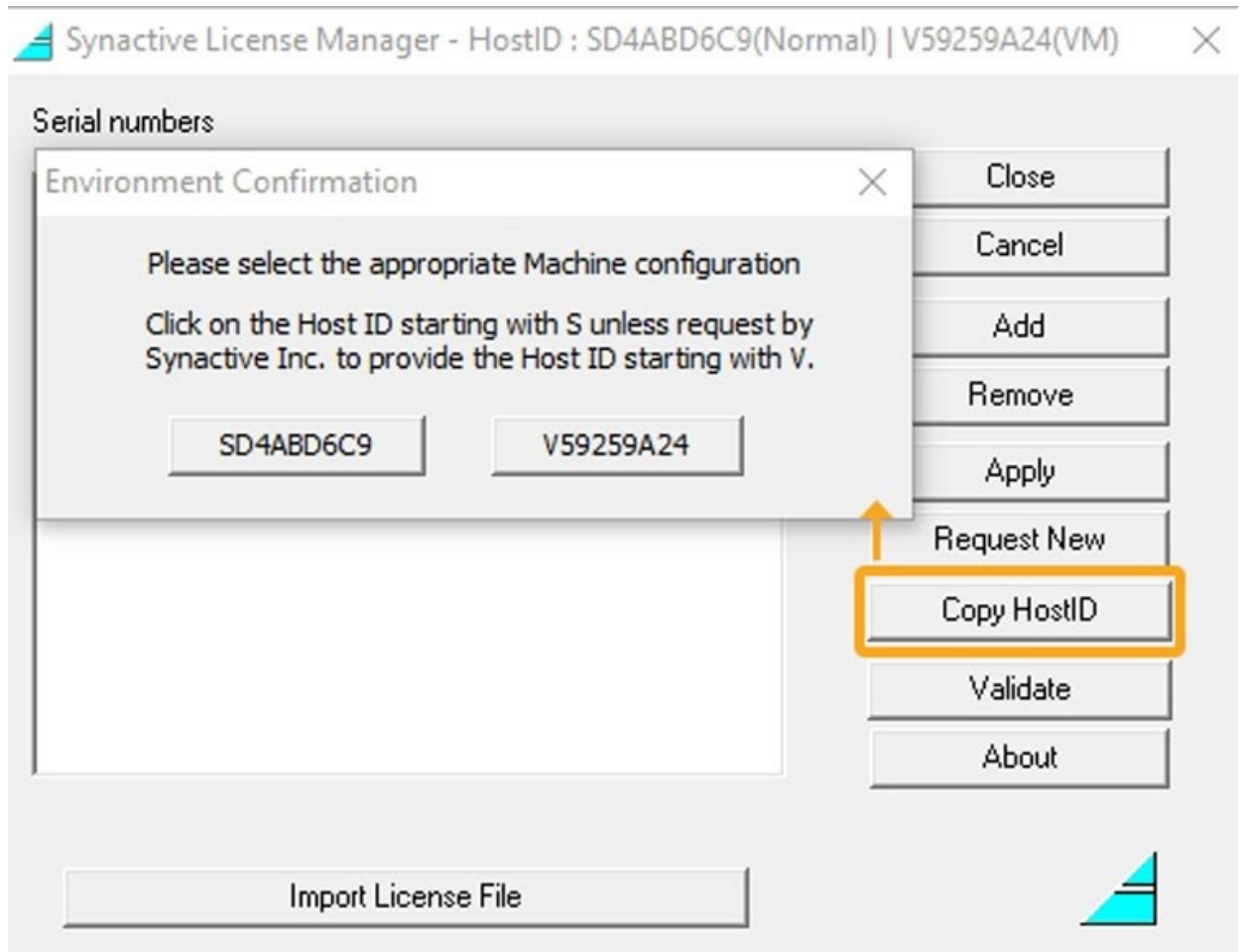
Designer Installation

to launch. The **License Manager** window, as shown below.



3. In the appeared window, click the **Copy Host ID** button located on the right side of the window. Select the Host ID starting with S and paste the Host ID into a text file. You will need this later on in the process.

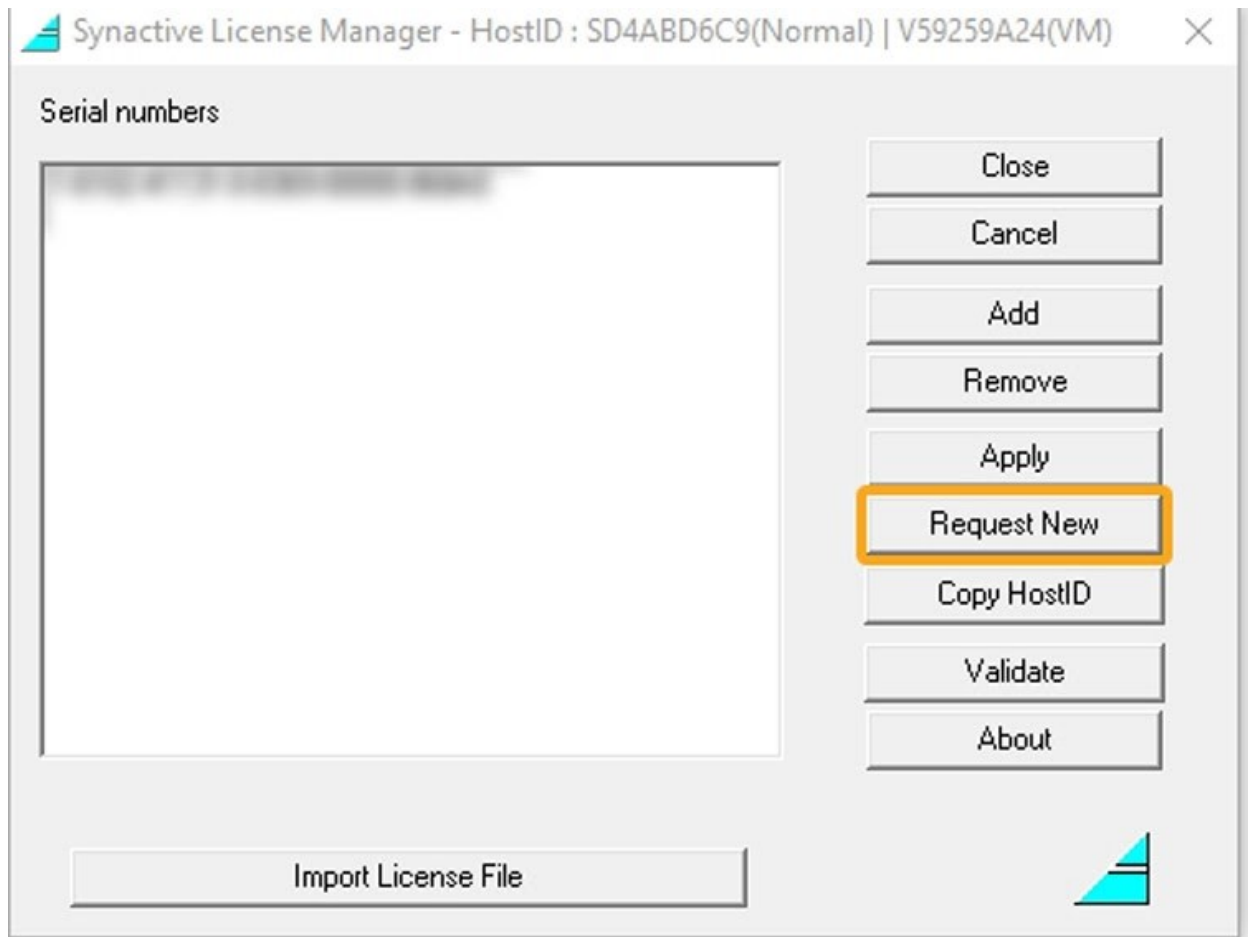
Designer Installation



Note: Synactive Host IDs are unique - they are not the same as Microsoft Host IDs and obtained only using the License Manager tool.

- Click the **Request New** button located immediately above the **Copy Host ID** button to request for a new Designer license.

Designer Installation



5. Then, you will be re-directed to the specific link on the **Liquid UI (/Synactive) website**. Request for a **production license** from this page, [Production License](#).

Designer Installation

Liquid UI - Customers - Request | X

Not secure | guixt.com/customers/request-license.php

Apps guixt mails Liquid UI Liquid UI Welcome to Liquid... Liquid UI Project En... Ping | Definition of...

LIQUID[®] for SAP ERP

+1(650) 341-3310 | Contact Us | 日本語 |

Your SAP ERP Products Rapid Apps Services Support Resources Company Free Trial

PRODUCTION LICENSE

Home :: Support :: Production License

Thank you for your interest in Liquid UI (/Synactive) solutions. Please complete the following application and we will generate Liquid UI product license for you. All information disclosed in this document is strictly confidential. *Note: Information submitted is subject to our [Privacy Policy](#).

The following information is required in order for us to generate licenses:

- Input Assistant and Viewer: System ID (SID)
- Liquid UI for Handheld Scanguns: Installation number and SID
- Designer, Studio, and Liquid UI Server: HostID

*Note: This form is for clients only.

Please enter your information below:

Sarvani

K

Contact us

6. Enter your corporate information and then scroll down to the Designer section to enter Host ID, SID, and R/3 Installation number in the form. Click **Submit**.

Designer Installation

LIQUID

for SAP ERP

+1(650) 341-3310

Contact Us

日本語

Your SAP ERP

Products

Rapid Apps

Services

Support

Resources

Company

Free Trial

Liquid UI Designer

TX2

Note: SID is a 3 characters/digit name (Eg. TR1). Please separate multiple SID entries with a comma

Locate SID:

1. Goto System --> Status

2. Look under Database Data --> Name

SID Required: Input Assistant | Viewer | Studio | Liquid UI for Handheld Scanguns

V59258A24

Note: Please enter HostID, one per line

Locate HostID: [Click here](#)

HostID Required: Designer | Studio | Liquid UI Server

0020192874

Note: R/3 Installation number is a 10-digit name (Eg. 0020192075).

Locate SID: Goto System --> Status

R/3 Installation Number Required: Liquid UI for Handheld Scanguns

Contact us

Submit



Note: You need to obtain your Host ID. Synactive will instruct you on how to obtain the host ID if you do not currently own any Synactive products. If you have a Synactive product that includes the License Manager, you can use the License Manager to obtain your host ID.

- You will receive your new **Liquid UI Designer license(s)** in one to two business days.

Designer Installation

Unique solution ID: #1510

Author: Shilpa Sahu

Last update: 2021-03-03 06:22